



Unified Framework for Driving Transformations

Labnaf Language Transformer

Reference Guide

See also the “[Labnaf Language Transformer - User Guide](#)”

WARNING

NEVER use the language transformer on your production repository before performing all necessary tests.

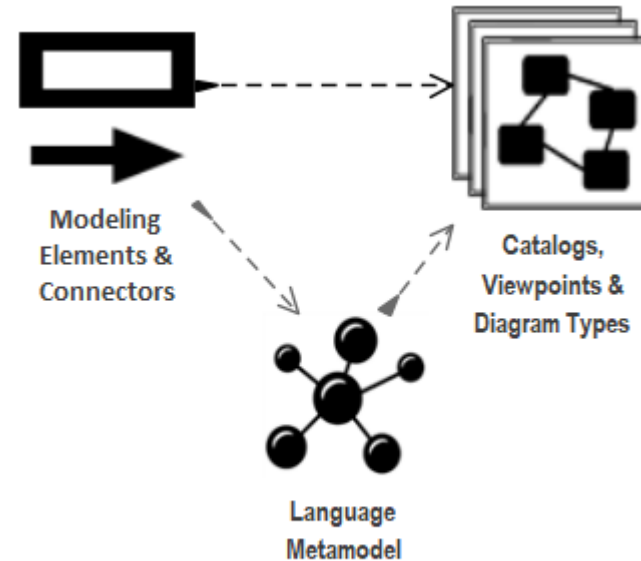
ALWAYS test your language transformer commands using a repository backup.

ALWAYS carefully check the resulting transformations and possible side effects. For example items could be deleted because you misspelled a type.

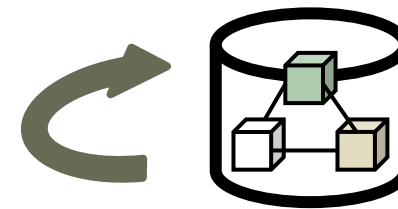
ALWAYS remember that type and stereotype names are case sensitive.

Labnaf Customization Steps

1. Customize the language following your organization requirements

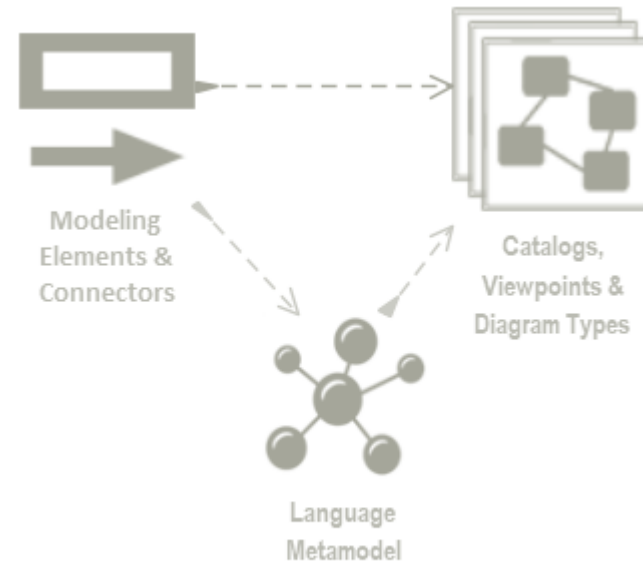


2. Adapt existing repository content

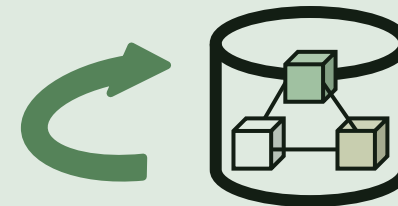


Labnaf Language Transformer

1. Customize the language

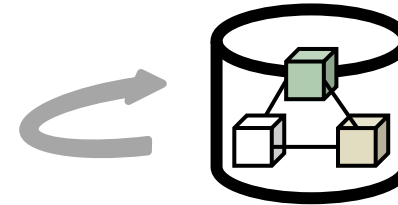


2. Adapt existing repository content




The Language Transformer adapts the language in existing repository content

- **ChangeElementType**
- **ChangeConnectorType**
- **ChangeDiagramType**
- **ChangeDiagramTypesDefinedInCsv**
- **TemplateMetamodelFromActiveMetamodel**
- **TvRename**
- **TvDelete**



Inxf usage


Inxf



```
Usage : Inxf Command [arguments]
Available Commands:
  ChangeElementType
  ChangeConnectorType
  ChangeDiagramType
  ChangeDiagramTypesDefinedInCsv
  TemplateMetamodelFromActiveMetamodel
  TvRename
  TvDelete
```

Inxf {command name}

**Example: if you type
« Inxf TvRename » you
get the following info:**



```
Command: TvRename
Description: Rename tag.
Usage : Inxf TvRename [arguments]
Arguments:
  RepoPathName: Model repository path name.
  FromTagName: Name of the tag to be renamed.
  ToTagName: New tag name.
  [ElementType]: Restrict the scope to this element type.
  [ElementStereotype]: Restrict the scope to this element stereotype.
```

When a command parameter has some spaces in the middle

- Put the command parameter between parentheses
- Do the same for variables which, when they will be resolved, might contain some spaces

Example:

```
"%LNXF%" ChangeDiagramType "%REPO%" * "BPMN2.0::Business Process" Activity  
"Labnaf - Enterprise Function::Functional Landscape"
```

ChangeElementType

To change the type and/or the stereotype of existing elements in a repository:

```
Command: ChangeElementType
Description: Change element types and stereotypes in a model repository.
Usage : lnx ChangeElementType [arguments]
Arguments:
    SourceRepoPathName: Path name of the source model repository where the elements must be changed.
    FromType: The element type to be changed OR '*' if the type is not a selection criteria.
    FromStereotype: The element stereotype to be changed OR '-' for changing elements without a stereotype.
    ToType: The new element type to be set for each element.
    ToStereotype: The new element stereotype to be set for each element.
    [ToTagName]: The name of the tag to be added to each element.
    [ToTagValue]: The tag value for that named tag.
```

For version 3.2 and before (not need from version 4.0 onwards)

After the type and or stereotype has been changed, you need to

A. Reload the project (or close and reopen the repository)

B. Update the icons in the browser window as follows:

1. Create an empty diagram of any type
2. Drop the changed elements on the diagram
 - either from the browser window or
 - or from the result of a query. For example if you transformed into applications: `select ea_guid AS CLASSGUID, Object_Type AS CLASSTYPE, Name from t_object where Stereotype = 'LABN_Application'`

ChangeConnectorType

To change the type and/or the stereotype of existing connectors in a repository:

```
Command: ChangeConnectorType
Description: Change connector types and stereotypes in a model repository following criteria.
Usage : lnx ChangeConnectorType [arguments]
Arguments:
  /all|/selective: Change all connectors of a certain type and stereotype or only a selected subset based on source and destination types and stereotypes.
  /samedirection|/reversedirection: Keep or reverse the connector direction.
  If the connector direction is reversed, please perform a repository integrity check to finalise updates.
  SourceRepoPathName: Path name of the source model repository where the connectors must be changed.
  FromType: The connector type to be changed OR '*' if the type is not a selection criteria.
  FromStereotype: The connector stereotype to be changed OR '-' for changing connectors without a stereotype.
  ToType: The new connector type to be set for each selected connector.
  ToStereotype: The new connector stereotype to be set for each selected connector.
  [SrcElmType]: Change the connector type only when the connector's source element is of this type.
  [SrcElmStereotype]: Change the connector type only when the connector's source element is of this stereotype.
  [DestElmType]: Change the connector type only when the connector's destination element is of this type.
  [DestElmStereotype]: Change the connector type only when the connector's destination element is of this stereotype.
```

ChangeDiagramType

To change the type and/or the stereotype of existing diagrams in a repository:

```
Command: ChangeDiagramType
```

```
Description: Change diagram types in a model repository.
```

```
Usage : lnx ChangeDiagramType [arguments]
```

```
Arguments:
```

```
SourceRepoPathName: Path name of the source model repository where the diagrams must be changed.
```

```
FromType: The diagram type to be selected OR '*' if the type is not a selection criteria.
```

```
FromStereotype: The diagram stereotype to be selected.
```

```
ToType: The new diagram type to be set for each selected diagram.
```

```
ToStereotype: The new diagram stereotype to be set for each selected diagram.
```

ChangeDiagramTypesDefinedInCSV

To change multiple types and/or stereotypes of existing diagrams in a repository:

```
Command: ChangeDiagramTypesDefinedInCsv

Description: Change diagram types in a model repository based on a CSV configuration file.
Wild cards '*' and '-' used in command ChangeDiagramType are applicable.

Usage : lnx ChangeDiagramTypesDefinedInCsv [arguments]

Arguments:

  SourceRepoPathName: Path name of the source model repository where the diagrams must be changed.

  CsvConfigPathName: Path name of the CSV configuration file.
  The first row in the CSV file is fixed and contains the field headers:
  FromType,FromStereotype,ToType,ToStereotype

  [CsvFieldDelimiter]: The field delimiter in the CSV configuration file (default is ',')
```

Sample input CSV

	A	B	C	D
1	FromType	FromStereotype	ToType	ToStereotype
2	Logical	LABN::Corporate Strategy Map	Logical	Labnaf - Vision::Corporate Strategy Map
3	Logical	LABN::Goals	Logical	Labnaf - Vision::Goals
4	Logical	LABN::Principles	Logical	Labnaf - Vision::Principles
5	Logical	LABN::Standards (as rules)	Logical	Labnaf - Vision::Standards (as rules)
6	Logical	LABN::Demands	Logical	Labnaf - Vision::Demands
7	Logical	LABN::High Level Requirements Roadmap	Logical	Labnaf - Vision::High Level Requirements Roadmap

TemplateMetamodelFromActiveMetamodel

Creates a template metamodel package for building your own metamodel from scratch. What you get is a new package with new elements of the same type and stereotype as in the current metamodel but without any connection.

Prerequisite: The original reference metamodel must exist in the repository.

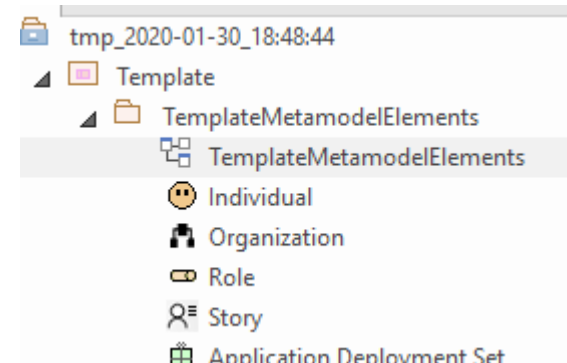
To easily create the new metamodel from scratch:

```
Command: TemplateMetamodelFromActiveMetamodel
Description: Create a template metamodel package for building you own metamodel from scratch.
Usage : lnx TemplateMetamodelFromActiveMetamodel [arguments]
Arguments:
    RepoPathName: Model repository path name.
```

When the process is completed, a package contains the list of metamodel elements. **They will appear like UML elements.**

Next steps:

- 1) Create a new diagram of any type
- 2) Drag and drop all the elements onto that diagram =>



TvRename

To rename a tagged value for existing elements in a repository:

```
Command: TvRename
```

```
Description: Rename tag.
```

```
Usage : lnx TvRename [arguments]
```

```
Arguments:
```

```
RepoPathName: Model repository path name.
```

```
FromTagName: Name of the tag to be renamed.
```

```
ToTagName: New tag name.
```

```
[ElementType]: Restrict the scope to this element type.
```

```
[ElementStereotype]: Restrict the scope to this element stereotype.
```

TvDelete

To delete a tagged value for existing elements in a repository:

```
Command: TvDelete
```

```
Description: Delete tag.
```

```
Usage : lnx TvDelete [arguments]
```

```
Arguments:
```

```
RepoPathName: Model repository path name.
```

```
TagName: Name of the tag to be deleted.
```

```
[ElementType]: Restrict the scope to this element type.
```

```
[ElementStereotype]: Restrict the scope to this element stereotype.
```