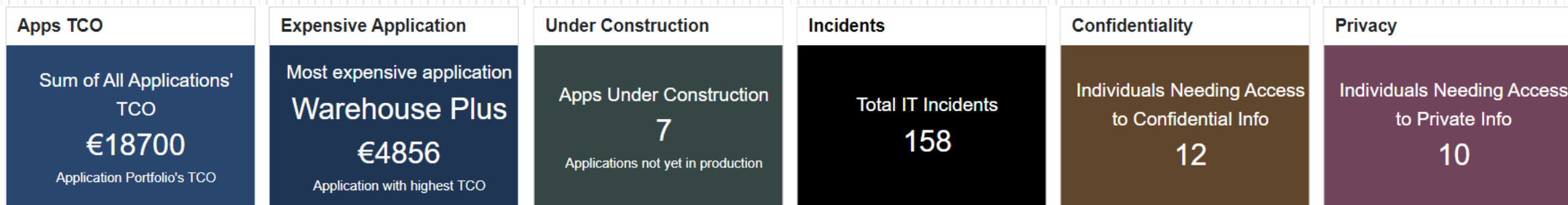


Visible Enterprise Dashboards

Digital Enterprise Management Cockpit

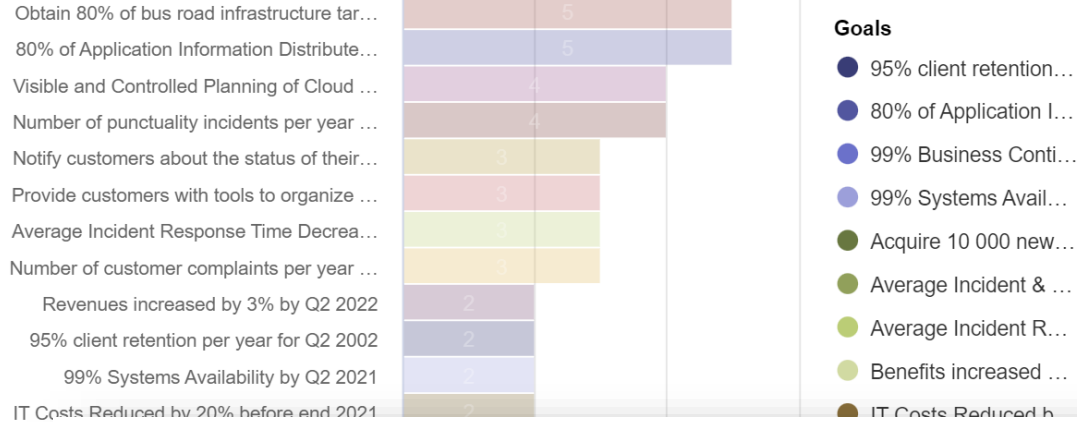


Goals Achievement & Project Value Delivery Scores

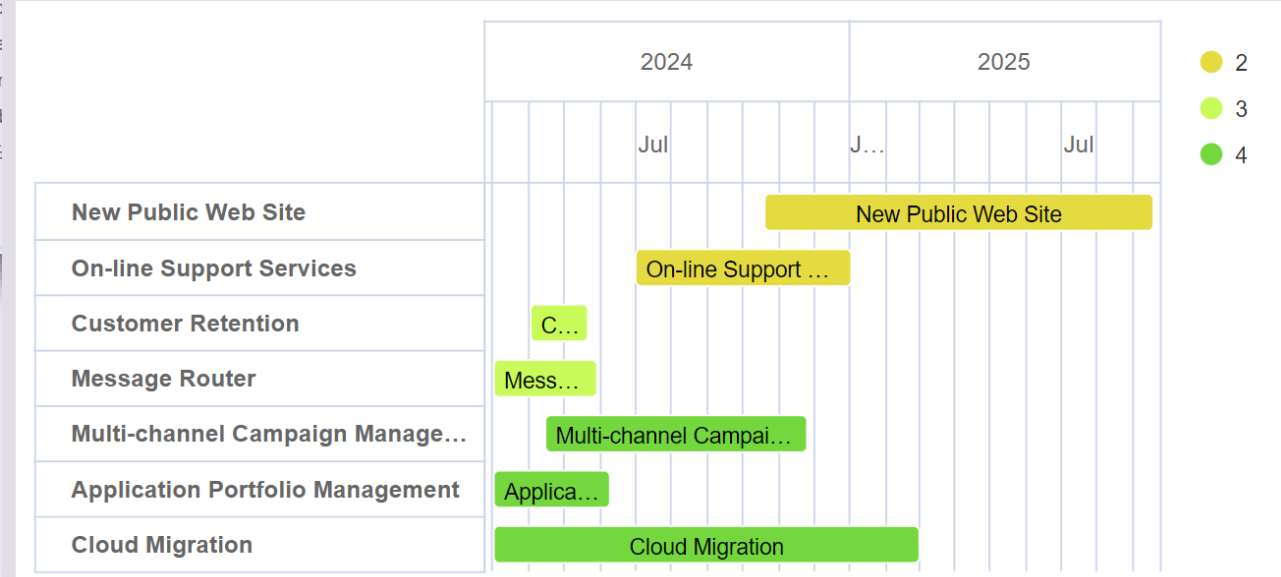
Access to Specific Dashboards

00 Digital Enterprise Management Cockpit ★ Default

Goals - Level of Achievement (Are we achieving our goals?)



Project Value Delivery Score (Are we focusing on projects bringing business value?)



Visible Enterprise Dashboards

- Business Capabilities (Enterprise Functions)
- Application Catalog
- Application Lifecycle
- Application Value vs Cost
- Application Availability
- Application Documentation
- Technologies

360° View on Sensible Information Usage & Risks

- Information Classification
- Access to PRIVATE Information
- Access to CONFIDENTIAL Information
- Information INTEGRITY Requirements
- Information AVAILABILITY Requirements
- NON-REPUDIATION Requirements

Strategy Definition

- Context Analysis & Diagnosis
- Strategic Foundations
- Strategic Plans

Strategy Execution

- Goal-Driven Requirements Elicitation
- High-Level Requirements Roadmap

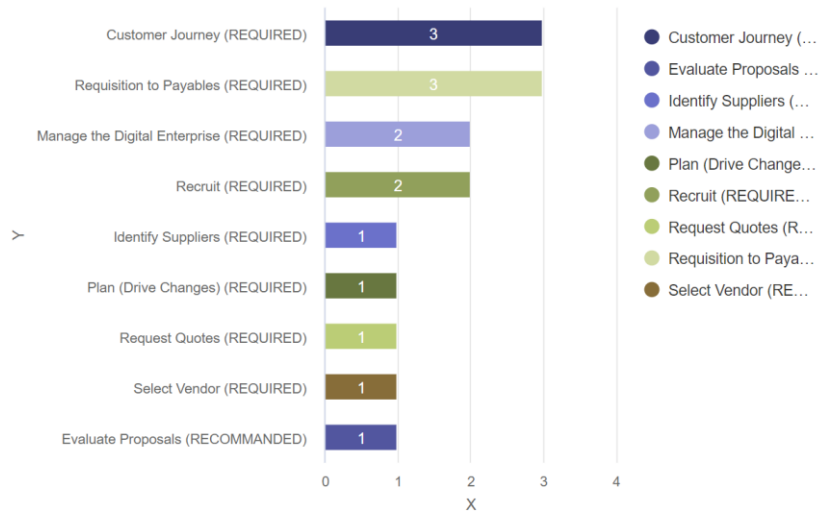
Solution Architecture Governance

Architecture Management



Process and Application Unavailability

How unavailable are the processes requiring high availability?



Sort processes by unavailability vs required availability

Search [View all](#) 10

Name	Availability	Requirement	Subreport
Customer Journey	VERY LOW	HIGH	View
Requisition to Payables	VERY LOW	HIGH	View
Manage the Digital Enterprise	HIGH	HIGH	View
Recruit			

Detailed Reports :: Subreport

Search 4 Columns Selected

Name	Value_stream	Information_availability	Expected_unavailability
Select Vendor	Y	REQUIRED	1
Pay Vendor	Y	REQUIRED	0
Purchase Requisition	Y	OPTIONAL	0

Processes with lowest availability and Supporting Applications (Subreport)

Search [View all](#) 10

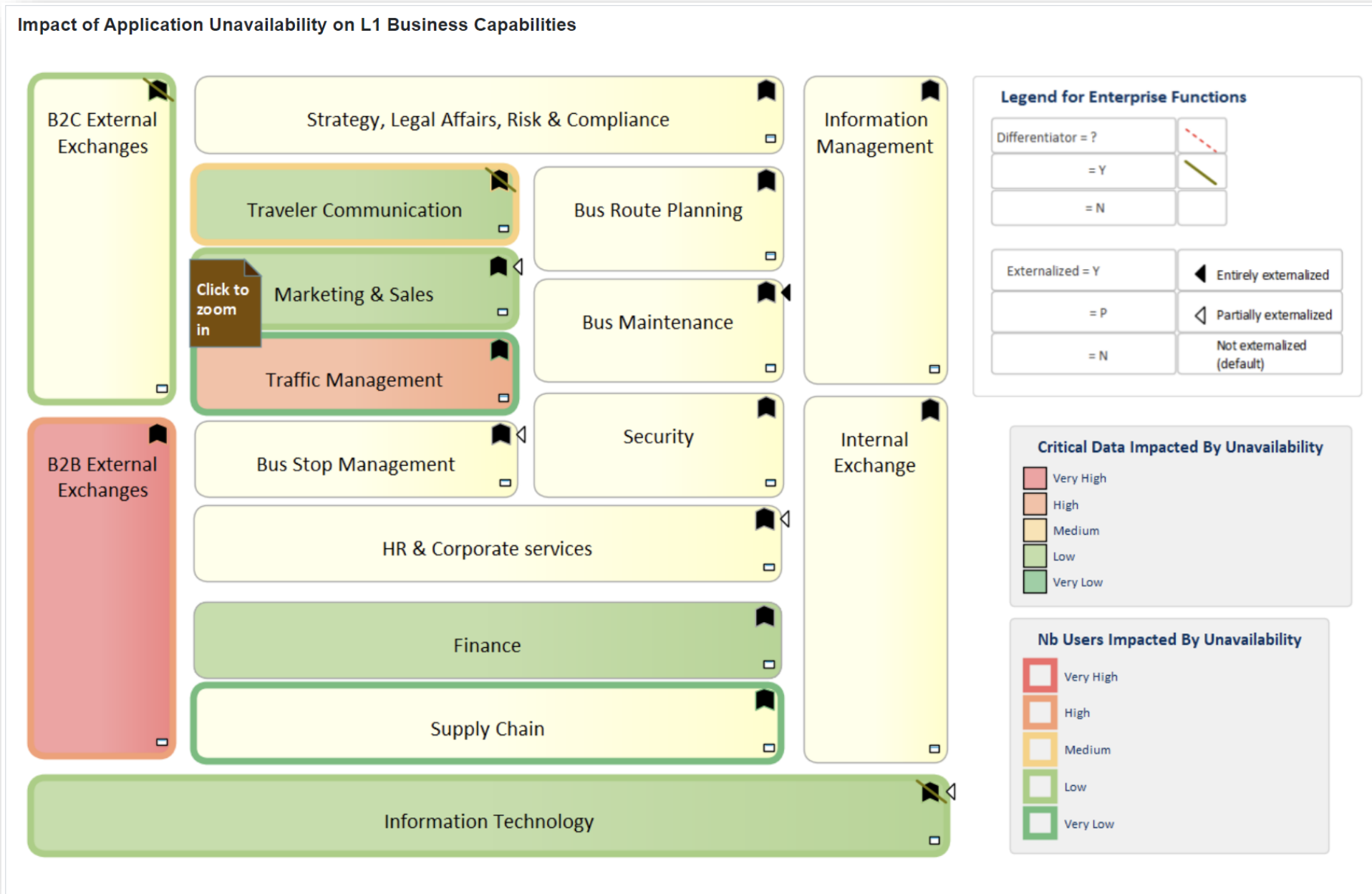
Name	Availability	Requirement	Subreport
Customer Journey	VERY LOW	HIGH	View
Requisition to Payables	VERY LOW	HIGH	View
Manage the Digital Enterprise	HIGH	HIGH	View
Recruit	HIGH	HIGH	View

Name	Information_availability	Expected_unavailability
MyHR	REQUIRED	2

How unavailable are the applications requiring high availability?

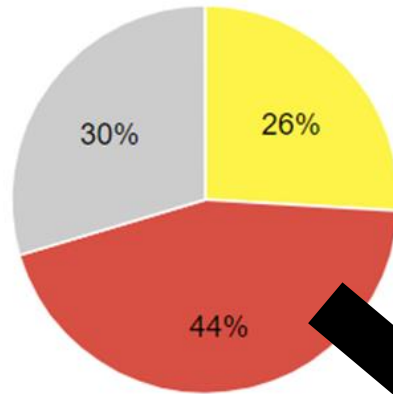


Impact of Application Unavailability on Level 1 Business Capabilities



Individuals Accessing Sensitive Information

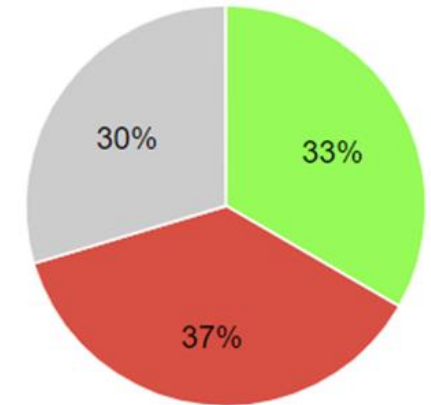
% INDIVIDUALS Accessing Confidential Information



Confidentiality Level of Accessed Information

● 1 ● 2 ● Unspecified Informa...

% INDIVIDUALS Accessing Private Information



Privacy Level of Accessed Information

● 0 ● 2 ● Unspecified Informa...



Name ↑↓

Confidentiality Level

[Lisa Simpson](#)

2

[Cheeta Woodpecker](#)

2

[Labnaf](#)

2

[Wally Gator](#)

2

[Betty Boop](#)

2

[Fred Flintstone](#)

2

[Jerry](#)

2

[Tom](#)

2

[Scooby Doo](#)

2

[Winnie-the-Pooh](#)

2



Application TCO vs Criticality

Application TCO vs Criticality

[View all](#)

10

Name ↑↓	Tco ↑↓	Criticality ↑↓	Nb_users ↑↓	Deployment_stat... ↑↓
Warehouse Plus	4856	M	3	Pre-Operation
Zeus Pricing	2412	M	50	In Operation
Vulcan Communicat	1564	M	50	In Operation
Venus Cash Desk	1503	M	62	In Operation
Athena Order Mana	1250	M	50	Pre-Operation
Zeus MRC	901	M	50	In Operation
Minerva Card Paym	867	M	8	In Operation
Aphrodite Digimarke	852	H	5	In Operation
Zeus Mobile Synchr	674	M	62	In Operation
Demeter	545	M	62	In Operation

